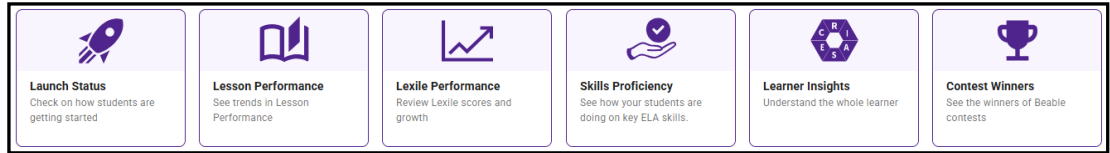


Administrator Data Review

Note Catcher

Beable Literacy Dashboards



Your dashboards offer insights to support your data-driven discussions and decision-making process. Here, you can gain real-time visibility into your students' progress and performance.

Recommended Cadence for Dashboard Review

Dashboard	Cadence	School Team Review Date(s)
Launch Status Dashboard	Weekly <i>(first month of implementation)</i>	
Lesson Performance Dashboard	Weekly	
Lexile Performance Dashboard	Quarterly	
Skills Proficiency	Quarterly	
Learner Insight Dashboard	Quarterly	
Contest Winners Dashboard	Monthly <i>(end of month)</i>	

Beable Resources



Beable Administrator Goal Tracker: [Use this form](#) to set clear goals, monitor progress regularly, and reflect on outcomes.



Beable's Administrator Classroom [Look-for Guide](#) offers insights into the ideal Beable Classroom environment. It emphasizes student conversations, metacognitive practices, and the integration of career goals with literacy development.



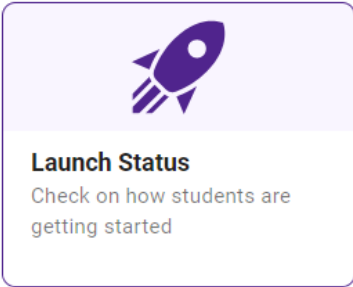
Beable's Educator Academy, an on-demand and professional learning hub, is available right from within your administrator's edition. Watch this [video](#) to learn more.



Best of Beable® is our new educator appreciation program honoring the incredible impact teachers have on your students' futures. Learn more [here](#).



Beable Family Hub offers families resources, activities, and guidance to support their children's learning at home, focusing on reading, job readiness, and financial literacy. Share with your families! <https://family.beable.com/>



My Beable Data: Administrator

Launch Status Dashboard

Use the following six critical metrics to track your Beable launch.

Launch Status Dashboard Metric Overviews

Lexile Assessment	RIASEC Survey	Selected Careers
Establishes a baseline Lexile and makes certain all content is delivered at each student's precise Lexile level.	Assigns every student a code to begin their personalized Beable journey of career exploration.	Enables students to select careers of interest and explore careers matching their RIASEC interest code.
Interest Survey	Followed Reading Topics	Completed First Lesson
Provides an opportunity for students to share information about themselves, which teachers can use to build community and connect with students.	Uses student interest information to deliver high-interest Beable reading lessons personalized for each student.	Confirms that all students have completed their first lesson and are ready to continue their reading journey.

Reminder: Use the filters to review launch metrics by school, grade, class, or teacher.

Opportunities: What data needs your attention? What actions need to be taken?

Celebrations: Where can you celebrate launch status metrics at the class, grade, school, or teacher level?



Lesson Performance

Monitor the work your students are doing

My Beable Data: Administrator Lesson Performance Dashboard


Ensure students are completing the recommended number of weekly Beable readings with average scores in the 65%-85% range.

Reminders:

- Two lessons per week is the minimum recommendation for each student. The tables at the bottom of the Dashboard show each student's personalized recommendation.
- Use the toggle switch to move to Teacher View.
- Use the filters to review lesson metrics by school, grade, class, or teacher, and use the data tables at the bottom to drill in and explore the data further.

Opportunities: Are students completing at least two lessons per week? If not, how can you help teachers motivate them to finish more lessons? Are the average scores below 65%? If so, how can you support teachers in helping students improve their scores? What recommendations can you offer?

Celebrations: What lesson performance data stands out as a success? Are there particular schools, grades, or teachers that deserve recognition?



Lexile Performance
Review Lexile scores and growth

My Beable Data: Administrator


Lexile Performance Dashboard

Review student Lexile growth quarterly and determine next steps for improving student growth.

Reminder: Use the filters to review Lexile metrics by school, grade, class, or teacher, and use the data tables at the bottom to drill in and explore the data further.

Opportunities: What differences do you see between students' expected and actual Lexile growth? What discussions can you have with teachers about this? Switch to your Teacher View and check the monthly Reading Challenge completion rates. How can you help teachers motivate students to

Celebrations: Which data points stand out as successes? How can you celebrate schools, grades, or teachers?



Skills Proficiency
See how your students are doing on key ELA skills.

My Beable Data: Administrator

Launch Status Dashboard

Purpose of Data Review

The goal of reviewing data in the Skills Proficiency Dashboard is to quickly identify student strengths and needs in key literacy skills so teachers can make informed, targeted decisions to support student growth.

Reminders

- Three questions are needed to determine proficiency level in a skill. Fewer than three items would be considered “insufficient data.”
- Use the “Filters” button to narrow your data and focus on subsets of information.

At a Glance Review

As you check out the “At a Glance” data, hover over each bar and ask yourself:

What is the average score? How many students are Proficient, Approaching, or Not Yet Proficient in key skills? Which skills could a whole class work on to boost proficiency? What’s one action you can take next?

Dig into Student-Specific Data in the “Skills Overview” Section

When you review individual student data, consider these questions:

Which students are Proficient, Approaching, or Not Yet Proficient in key skills? Who has insufficient data? Are there students who consistently struggle with multiple skills? Who is excelling?

Planning Your Next Steps

Use these questions to help you plan instruction and interventions:

Who can be grouped for targeted small-group instruction? Who needs 1:1 support for specific skill gaps? How can students with insufficient data get more skill practice? What resources or interventions are available for students needing extra support? How can we celebrate student efforts?



Learner Insights
Understand the whole learner

My Beable Data: Administrator

Learner Insights Dashboard

Understanding The Whole Learner: Use this dashboard to identify trends in your students' current interests, RIASEC codes, and career preferences. Discover patterns in popular career choices, reading interests, and more.

Trend Observation:

RIASEC	Careers Selected
Reading Topics	Top Interests

Planning for Next Steps: How can you leverage this data to boost student engagement and foster a sense of community within your school or district? How can you expand learning opportunities related to career and literacy?

Celebrations: How can you showcase this data?